




Thanks

A S A L A S E R
V E T E R I N A R Y

Thanks to laser therapy, horse and horseman work together at their best.

Man and horse: two bodies which, through their muscles, communicate and respond to one another in order to create the perfect couple. A couple that is made up of two different beings, each with its own equilibrium and particular physical problems to be understood, dealt with and solved. This perfect couple may only arise from two perfectly healthy bodies. This is the goal of ASAlaser and of its division, ASAveterinary.



Laser and veterinary medicine: the perfect duo

ASAveterinary provides veterinaries with the research and expertise of ASAlaser, bringing to their clinics and surgeries the innovative therapeutic technique of MLS® Laser Therapy validated by the American FDA and patented in Italy and in the USA. Widely used in the United States, MLS® Laser Therapy has shown its efficiency in improving the quality of life of both the animal and its owner, so much that today it is considered by many Veterinary Surgeons to be a technique used on a daily basis.



For many important conditions.

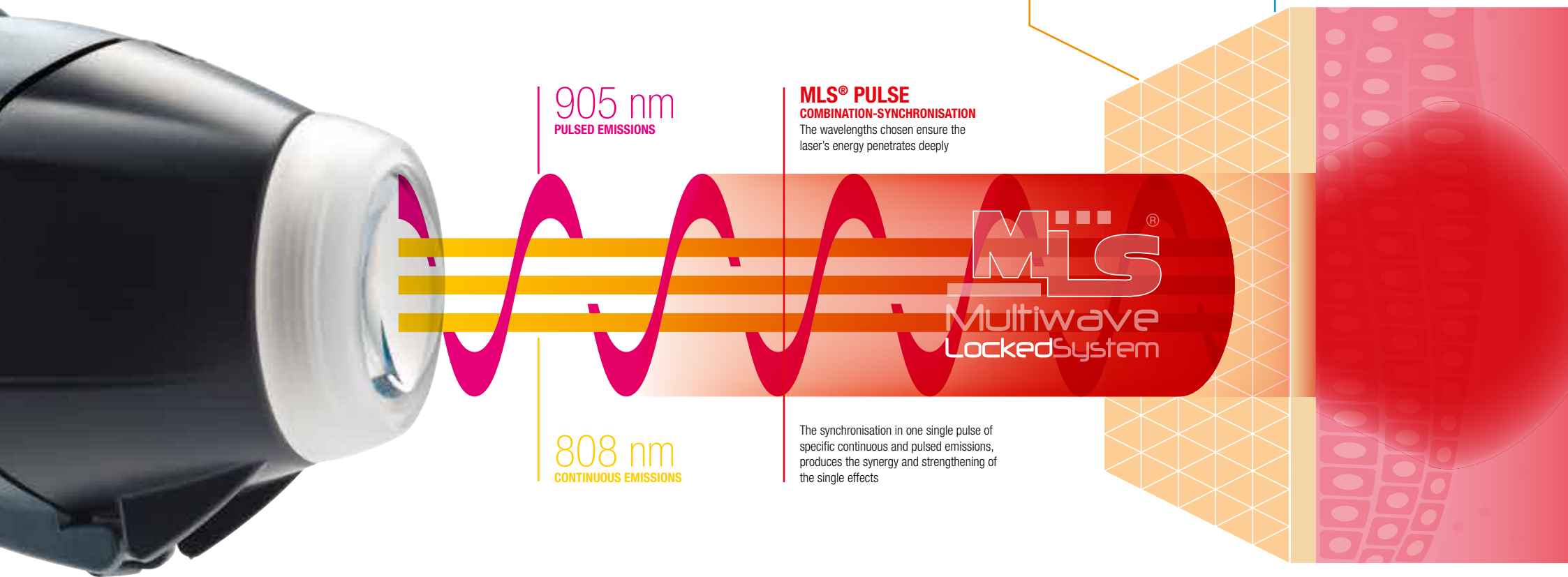
Safe, non invasive and painless, MLS® Laser Therapy is indicated for the treatment of several conditions in the equine.

- ▶ Arthritis
- ▶ Back pain
- ▶ Bursitis/Synovitis
- ▶ Edema/Hematoma
- ▶ Epiphysitis
- ▶ Fracture
- ▶ Laminitis (acute and chronic)
- ▶ Muscle contracture
- ▶ Navicular disease
- ▶ Osteoarthritis
- ▶ Osteoperiostitis (acute and chronic)
- ▶ Pain (acute and chronic)
- ▶ Sacroiliac subluxation
- ▶ Sprain/Strain
- ▶ Tendinitis/Desmitis (acute and chronic)
- ▶ Trigger point
- ▶ Wound

A S A L A S E R
V E T E R I N A R Y

What makes our laser different from the rest?

Three letters: MLS®. An important achievement in ASAlaser research, MLS® Laser Therapy (Multiwave Locked System) overcomes the limitations of traditional laser therapy guaranteeing brief treatments which are effective from the very first session and with long lasting results. Based on combined and synchronised emissions, the patient benefits from the advantages of continuous/chopped and pulsed emissions at the same time and in total safety.



Not just any laser, but a laser which works with perfect synchronisation.

MLS® (Multiwave Locked System) combines and synchronises specific continuous and pulsed emissions with different wavelengths. This synchronisation is produced thanks to a patented control system (Multiwave Locked System) which allows modulation of emission type according to requirements. The laser's energy, synchronised and controlled in this way reaches deep into the tissue to create a more powerful therapeutic anti-inflammatory, anti-edema and analgesic effect speeding up the healing process at the same time.



An optimal and homogeneous distribution of energy.

The synchronised, specific action of MLS® Laser Therapy, produces a refined and complex light pulse, able to transfer light energy more efficiently to the anatomical structures to which the therapy is directed in comparison with traditional laser emissions. Its distribution to the tissues is homogenous. This way of delivering energy facilitates activation of the photoreceptors of the treated area, thanks to the target area delimited by the handpiece, including at the same time a large area of the tissues beneath it.



Perfect synchronisation equals optimal results. Here they are.

- 1** Synergy and strengthening of the anti-inflammatory, analgesic, anti-edema effects
- 2** Rapid reduction of pain
- 3** Rapid healing of superficial lesions (wounds, sores)
- 4** Rapid recovery of the structural integrity of damaged tissue
- 5** Improvement of local blood circulation
- 6** Improvement in quality of life of the animal and its owner
- 7** Short treatment length and fewer treatments required

A S A L A S E R
V E T E R I N A R Y



Particular thanks go to all our patients that, every day, are living proof of the value of our work.

MLS[®] has been scientifically proven. By ASAcampus.

The efficiency and safety of MLS[®] Laser Therapy have been proved scientifically on ASAcampus, the Joint Laboratory at the Department of Experimental and Clinical Biomedical Sciences of the University of Florence - Italy - directed by Dr. Monica Monici. Working closely with an international network of researchers, among which the Department of Clinical Veterinary Science of the University of Padua, ASAcampus has enabled us to showcase the validity of our work by identifying the specific biological interactions and the three important therapeutic effects of the MLS[®] pulse (photochemical, photothermal, photomechanical).



LEARN MORE ABOUT ASACAMPUS.



A HORSE WITH RECURRING TENDINITIS

Courtesy of Dr. Tatjana Falconi, Brescia, Italy



DAYA SAN, A HORSE WITH A BITE WOUND ON HER NECK

Courtesy of Dr. Charlotte Degien, Haras de Cordemais - Cordemais, France



LIEBELEI, A HORSE WITH ACUTE PHLEBITIS TO THE LEFT JUGULAR VEIN

Courtesy of Maria Elena Caleca DVM, freelance professional - Turin, Italy




HERE ALL OUR CLINICAL CASES





ASAveterinary for You.


Work in the best way possible.


In order to make MLS® Laser Therapy work at its best for you, ASAveterinary puts several services and integrated support networks at your disposal.


 **TRAINING**
ASAveterinary organizes informative training on the equipment purchased, in depth seminars and national and international conventions which aim to provide clear and thorough information on the advantages of MLS® Laser Therapy.


 **SCIENTIFIC DATA AND INFORMATIVE MATERIAL**
All informative tools created by ASAveterinary may also be provided to you in electronic format.

 **TECHNICAL SERVICE**
Guaranteed by more than 30 years of ASA's expertise, our technical service is always at your disposal to answer any questions or respond to any needs you may have.

 **WEBSITE** www.asaveterinary.com
We invite you to consult our website in order to be fully informed and updated on the world of ASAveterinary.

 **HELP ON-LINE** *on the website*
Our Veterinary Surgeons are at your disposal to answer any technical, operational and scientific queries you may have.

 **ASAVETERINARY APP**
An app for tablet use entirely dedicated to the use of MLS® Laser Therapy in veterinary medicine: tutorials, videos, a selection of documented medical cases dedicated to single illnesses.



A S A L A S E R
V E T E R I N A R Y

Mphi Equine

Mphi Vet + Charlie

MLS® Laser Therapy easy to use wherever you are. Its main feature being a maximum emission of **25 W**, the Mphi Vet device allows you to have the advantages of MLS® Laser Therapy in any location: at your surgery or at the patient's home.

The lens of the handpiece covers a Target Area of 2 cm diameter, making it easier to activate the photoreceptors of the area treated and involving at the same time, a large area of the underlying tissue.



Its ergonomic handpiece, ideal for spot-treating or overall scanning, has been designed to guarantee maximum performance over time.



Compact in size and lightweight, it comes equipped with a battery so that it may be used outside, without an electric cable.



Charlie: ideal for treating large areas of the body.

Use your Mphi Vet to its full potential by adding Charlie, the multidiode applicator which has an output of up to 3.3 W with a peak power of **25 W**. This applicator can cover a Target Area of 5 cm in diameter, making it easier to treat large areas of the body, promoting the myorelaxation of the surrounding zones and reducing treatment times.



VISIBLE AND INVISIBLE LASER
RADIATION AVOID OR SKIN EXPOSURE TO
DIRECT OR SCATTERED RADIATION.
CLASS 4 LASER PRODUCT.

Mphi Equine^{ORANGE}

Mphi Vet ORANGE

+

Charlie ORANGE

MLS[®] Laser Therapy is easy to use, anywhere. And with a peak power of 75 W.

Imagine all the qualities of Mphi Vet: autonomy, user-friendly for its portable lightweight and compact nature. Now add to all this the achievements of ASA research: we would like to introduce you to Mphi Vet Orange.

MLS[®] sources have a peak power of **75 W** and an average power of up to 1.2 W, used to the full thanks to the synchronisation of emissions (continuous/chopped and pulsed), which enables to reach the depths of the tissue, whilst ensuring complete safety against heat damage.

Thanks to the higher peak power one may act on the source of pain more directly, increasing the anti-inflammatory effects, speed up the anti-edema effect and promote activation of cellular regeneration processes.





Thanks to the interchangeable head of the handpiece, the standard lens (Target Area of 2 cm diameter) may be quickly and easily removed and replaced with highly efficient guide lights which are able to direct the laser's rays towards much smaller spots to carry out specific treatments for oral conditions and for laser acupuncture.

The ergonomic handpiece, by covering a Target Area of 2 cm diameter, is ideal for spot-treating or overall scanning. The treatment of larger areas can be easily performed using Charlie Orange, the multidiode applicator that can cover a Target Area of 5 cm diameter with an output of up to 3.6 W and a peak power of **75 W**.



The conical guide light, short and with a spot measuring only 4 mm in diameter, has been designed for laser acupuncture.



The filter for hair and dirt ensures maximum efficiency during each treatment.



Software for an even more personalised therapeutic approach.

Mphi Vet Orange is equipped with software with special protocols for cats, dogs, equine and exotic animals. The desired species may be selected from the main menu and one is guided towards the most suitable protocol. For an even more personalised therapeutic approach, one may change the treatment features of the predefined protocols and create one's own treatment protocols.



Mphi Equine

TECHNICAL CHARACTERISTICS

- ▶ Multidiode applicator Charlie with optical group composed of 3 MLS® sources with power up to 3.3 W - Peak Power 3 x 25 W
Target Area Ø 5 cm highlighted by high-efficiency red light LEDs
- ▶ Handpiece with optical group composed of MLS® source with power up to 1.1 W - Peak Power 25 W
Target Area Ø 2 cm highlighted by high-efficiency red light LEDs
- ▶ High resolution LCD color touch screen user interface
- ▶ Simultaneous management of two independent channels
- ▶ 18 pre-settled programs for dogs and cats
- ▶ 21 pre-settled programs for equine
- ▶ Possibility to customize every treatment parameter
- ▶ Personal area to save custom protocols
- ▶ MLS® modulation in CPW and FPW mode (Synchronised emission of Continuous Pulsed Waves and Frequenced Pulsed Waves)
- ▶ Modulation frequency from 1 to 2000 Hz with 1 Hz steps
- ▶ Power level 25%, 50%, 75% and 100%
- ▶ Fixed duty cycle at 50% or variable
- ▶ Treatment duration from 1" to 99'59" with 1" steps
- ▶ Automatic calculation of the emitted energy according to the settled parameters

ALARMS AND SAFETY FEATURES

- ▶ Laser emission warning light
- ▶ Interlock
- ▶ Acoustic signal selectable by operator
- ▶ Date and time
- ▶ Password to operate the device
- ▶ Language option
- ▶ Ready to be connected to the remote laser emission signaling device

INCLUDED ACCESSORIES

- ▶ N° 2 laser Safety Goggles
- ▶ Unit carrying case
- ▶ Table handpiece holder
- ▶ Shoulder strap for portable use

SIZE AND WEIGHT

- ▶ Mphi Vet 36 x 28 x 10 cm; 3 kg
- ▶ Charlie 11 x 16 x 25 cm; 1 kg

POWER SUPPLY

- ▶ Lithium polymer battery
- ▶ External power supply 18Vdc 50VA

Mphi Vet

TECHNICAL CHARACTERISTICS

- ▶ Handpiece with optical group composed of MLS® source with power up to 1.1 W - Peak Power 25 W
Target Area Ø 2 cm highlighted by high-efficiency red light LEDs
- ▶ High resolution LCD color touch screen user interface
- ▶ Simultaneous management of two independent channels
- ▶ 18 pre-settled programs for dogs and cats
- ▶ 21 pre-settled programs for equine
- ▶ Possibility to customize every treatment parameter
- ▶ Personal area to save custom protocols
- ▶ MLS® modulation in CPW and FPW mode (Synchronised emission of Continuous Pulsed Waves and Frequenced Pulsed Waves)
- ▶ Modulation frequency from 1 to 2000 Hz with 1 Hz steps
- ▶ Power level 25%, 50%, 75% and 100%
- ▶ Fixed duty cycle at 50% or variable
- ▶ Treatment duration from 1" to 99'59" with 1" steps
- ▶ Automatic calculation of the emitted energy according to the settled parameters

ALARMS AND SAFETY FEATURES

- ▶ Laser emission warning light
- ▶ Interlock
- ▶ Acoustic signal selectable by operator
- ▶ Date and time
- ▶ Password to operate the device
- ▶ Language option
- ▶ Ready to be connected to the remote laser emission signaling device

INCLUDED ACCESSORIES

- ▶ N° 2 laser Safety Goggles
- ▶ Unit carrying case
- ▶ Table handpiece holder
- ▶ Shoulder strap for portable use

SIZE AND WEIGHT

- ▶ 36 x 28 x 10 cm; 3 kg

POWER SUPPLY

- ▶ Lithium polymer battery
- ▶ External power supply 18Vdc 50VA

OPTIONAL ACCESSORIES

- ▶ Trolley-Unit carrying
- ▶ Multidiode applicator Charlie

Charlie

TECHNICAL CHARACTERISTICS

- ▶ Multidiode applicator Charlie with optical group composed of 3 MLS® sources with power up to 3.3 W - Peak Power 3 x 25 W
Target Area Ø 5 cm highlighted by high-efficiency red light LEDs
 - ▶ Endowed with:
 - Unit carrying case
 - Spacer for correct positioning
 - Pistol hand grip
- SIZE AND WEIGHT**
- ▶ 11 x 16 x 25 cm; 1 kg

Mphi Equine ORANGE

TECHNICAL CHARACTERISTICS

- ▶ Multidiode applicator Charlie with optical group composed of 3 MLS® sources with power up to 3.6 W - Peak Power 3 x 75 W
Target Area Ø 5 cm highlighted by high-efficiency red light LEDs
- ▶ Handpiece with optical group composed of MLS® source with power up to 1.2 W - Peak Power 75 W
Target Area Ø 2 cm highlighted by high-efficiency red light LEDs
- ▶ High resolution LCD color touch screen user interface
- ▶ Simultaneous management of two independent channels
- ▶ 20 pre-settled programs for dogs and cats
- ▶ 21 pre-settled programs for equine
- ▶ 41 pre-settled programs for exotic animals parted in reptiles, birds and mammals
- ▶ Program section for laser acupuncture
- ▶ Program section for intraoral pathologies
- ▶ Possibility to customize every treatment parameter
- ▶ Personal area to save custom protocols
- ▶ MLS® modulation in CPW and FPW mode (Synchronised emission of Continuous Pulsed Waves and Frequenced Pulsed Waves)
- ▶ Modulation frequency from 1 to 2000 Hz with 1 Hz steps
- ▶ Power level 25%, 50%, 75% and 100%
- ▶ Fixed duty cycle at 50% or variable
- ▶ Treatment duration from 1" to 99'59" with 1" steps
- ▶ Automatic calculation of the emitted energy according to the settled parameters

ALARMS AND SAFETY FEATURES

- ▶ Laser emission warning light
- ▶ Interlock
- ▶ Acoustic signal selectable by operator
- ▶ Date and time
- ▶ Password to operate the device
- ▶ Language option
- ▶ Ready to be connected to the remote laser emission signaling device

INCLUDED ACCESSORIES

- ▶ Laser acupuncture kit
- ▶ Light guide for intraoral pathology treatment
- ▶ N° 2 laser Safety Goggles
- ▶ Unit carrying case
- ▶ Table handpiece holder
- ▶ Shoulder strap for portable use

SIZE AND WEIGHT

- ▶ Mphi Vet Orange 36 x 28 x 10 cm; 3 kg
- ▶ Charlie Orange 11 x 16 x 25 cm; 1 kg

POWER SUPPLY

- ▶ Lithium polymer battery
- ▶ External power supply 18Vdc 50VA

Mphi Vet ORANGE

TECHNICAL CHARACTERISTICS

- ▶ Handpiece with optical group composed of MLS® source with power up to 1.2 W - Peak Power 75 W
Target Area Ø 2 cm highlighted by high-efficiency red light LEDs
- ▶ High resolution LCD color touch screen user interface
- ▶ Simultaneous management of two independent channels
- ▶ 20 pre-settled programs for dogs and cats
- ▶ 21 pre-settled programs for equine
- ▶ 41 pre-settled programs for exotic animals parted in reptiles, birds and mammals
- ▶ Program section for laser acupuncture
- ▶ Program section for intraoral pathologies
- ▶ Possibility to customize every treatment parameter
- ▶ Personal area to save custom protocols
- ▶ MLS® modulation in CPW and FPW mode (Synchronised emission of Continuous Pulsed Waves and Frequenced Pulsed Waves)
- ▶ Modulation frequency from 1 to 2000 Hz with 1 Hz steps
- ▶ Power level 25%, 50%, 75% and 100%
- ▶ Fixed duty cycle at 50% or variable
- ▶ Treatment duration from 1" to 99'59" with 1" steps
- ▶ Automatic calculation of the emitted energy according to the settled parameters

ALARMS AND SAFETY FEATURES

- ▶ Laser emission warning light
- ▶ Interlock
- ▶ Acoustic signal selectable by operator
- ▶ Date and time
- ▶ Password to operate the device
- ▶ Language option
- ▶ Ready to be connected to the remote laser emission signaling device

INCLUDED ACCESSORIES

- ▶ Laser acupuncture kit
- ▶ Light guide for intraoral pathology treatment
- ▶ N° 2 laser Safety Goggles
- ▶ Unit carrying case
- ▶ Table handpiece holder
- ▶ Shoulder strap for portable use

SIZE AND WEIGHT

- ▶ 36 x 28 x 10 cm; 3 Kg

POWER SUPPLY

- ▶ Lithium polymer battery
- ▶ External power supply 18Vdc 50VA

Charlie ORANGE

TECHNICAL CHARACTERISTICS

- ▶ Multidiode applicator Charlie with optical group composed of 3 MLS® sources with power up to 3.6 W - Peak Power 3 x 75 W
Target Area Ø 5 cm highlighted by high-efficiency red light LEDs
 - ▶ Endowed with:
 - Unit carrying case
 - Spacer for correct positioning
 - Pistol hand grip
- SIZE AND WEIGHT**
- ▶ 11 x 16 x 25 cm; 1 kg

Trolley

TECHNICAL CHARACTERISTICS

- ▶ Ergonomic trolley designed for holding Mphi Vet, with bumper-protected wheels, a built-in handpiece holder and two storage compartments.
- SIZE AND WEIGHT**
- ▶ 63 x 54 x 85 cm; 17 kg



ASA

A S A L A S E R

Research and Therapeutic Solutions

Hilterapia®

MIS
Multiwave
LockedSystem

Qs
Magnetotherapy



ASA srl

CORPORATE HEADQUARTERS / REGISTERED OFFICE
Via Alessandro Volta, 9 / 36057 Arcugnano (VI) - Italy
T +39 0444 28 92 00 / F +39 0444 28 90 80
asalaser@asalaser.com

RESEARCH DIVISION / BRANCH
Joint Laboratory Department of Experimental and Clinical
Biomedical Sciences University of Florence
Viale G. Pieraccini, 6 / 50139 Firenze - Italy
asacampus@asalaser.com

asaveterinary.com



CE
0123